


# Canterbury Concepts

**STUDREACH**



**GRAB RAILS**  
*Canterbury Concepts*

## Product Catalogue

PO Box 320, Braeside Business Centre

BRAESIDE VIC 3195

Phone: (03) 9580 1744

Fax: (03) 9580 3466





Email: [grabrail@ozemail.com.au](mailto:grabrail@ozemail.com.au)

Website: [www.grabrail.com](http://www.grabrail.com)





# Index

<b>Product Code</b>	<b>Page No.</b>	<b>Product Code</b>	<b>Page No.</b>
Endsets, fittings, components		Accessories	
GR01	3	TRH	11
GR01SL	3	SS	11
GR0C	3	HH	11
GR0C2	3	HRHH	11
GR02	4	GTS	12
GR02/30	4	GTL	12
GR02/45	4		
GR02/90	4		
WBL	5		
ATC&WBL	5		
E30&WBL	5		
E45&WBL	5		
GR0CD	6		
GR03W	6		
GR04W	6		
PEB	6		
PE	7		
TC	7		
BR	7		
MP	7		
ER	8		
LER	8		
CR	8		
E90	8		
Aluminium rails, powdercoated		Packaged grabrails	
GR01500	9	UNIGR0600	9
GR01200	9	UNIFUT600	9
GR0900	9	GR0SS900	10
GR0600	9	GR0SS600	10
GR0450	9	GR0SS450	10
GR0300	9	GR0SS300	10
GR03000	9		
FUT1500	9	Lift away rails	
FUT1200	9		
FUT900	9	LAR	10
FUT600	9		
FUT450	9		
FUT300	9		
FUT3000	9		
PB	9		





## END SETS, FITTINGS, COMPONENTS

<b>GR01</b>	<p>GR01 is the standard endset for installing grabrails on to walls where there are no corners involved.</p> <p>Standard kit includes:</p> <table style="width: 100%; border-collapse: collapse;"> <tr> <td style="width: 80%;">Standard (GR01) wall flange</td> <td style="width: 5%; text-align: center;">x</td> <td style="width: 15%; text-align: center;">2</td> </tr> <tr> <td>Elbow</td> <td style="text-align: center;">x</td> <td style="text-align: center;">2</td> </tr> <tr> <td>Dress ring</td> <td style="text-align: center;">x</td> <td style="text-align: center;">2</td> </tr> <tr> <td>Stainless steel pin</td> <td style="text-align: center;">x</td> <td style="text-align: center;">2</td> </tr> <tr> <td>Type 17 screw</td> <td style="text-align: center;">x</td> <td style="text-align: center;">2</td> </tr> <tr> <td>Flat washer</td> <td style="text-align: center;">x</td> <td style="text-align: center;">2</td> </tr> </table>	Standard (GR01) wall flange	x	2	Elbow	x	2	Dress ring	x	2	Stainless steel pin	x	2	Type 17 screw	x	2	Flat washer	x	2	 <p style="text-align: center;">Colours: Beige or white</p>									
Standard (GR01) wall flange	x	2																											
Elbow	x	2																											
Dress ring	x	2																											
Stainless steel pin	x	2																											
Type 17 screw	x	2																											
Flat washer	x	2																											
<b>GR01SL</b>	<p>GR01SL is the slimline endset for installing grabrails on to architraves.</p> <p>Slimline kit includes:</p> <table style="width: 100%; border-collapse: collapse;"> <tr> <td style="width: 80%;">Slimline (GR01SL) wall flange</td> <td style="width: 5%; text-align: center;">x</td> <td style="width: 15%; text-align: center;">2</td> </tr> <tr> <td>Elbow</td> <td style="text-align: center;">x</td> <td style="text-align: center;">2</td> </tr> <tr> <td>Dress ring</td> <td style="text-align: center;">x</td> <td style="text-align: center;">2</td> </tr> <tr> <td>Stainless steel pin</td> <td style="text-align: center;">x</td> <td style="text-align: center;">2</td> </tr> <tr> <td>Type 17 screw</td> <td style="text-align: center;">x</td> <td style="text-align: center;">2</td> </tr> <tr> <td>Flat washer</td> <td style="text-align: center;">x</td> <td style="text-align: center;">2</td> </tr> <tr> <td>Screw 12G</td> <td style="text-align: center;">x</td> <td style="text-align: center;">2</td> </tr> <tr> <td>Tag washer</td> <td style="text-align: center;">x</td> <td style="text-align: center;">2</td> </tr> <tr> <td>Instructions</td> <td></td> <td></td> </tr> </table>	Slimline (GR01SL) wall flange	x	2	Elbow	x	2	Dress ring	x	2	Stainless steel pin	x	2	Type 17 screw	x	2	Flat washer	x	2	Screw 12G	x	2	Tag washer	x	2	Instructions			 <p style="text-align: center;">Colours: Beige or white</p>
Slimline (GR01SL) wall flange	x	2																											
Elbow	x	2																											
Dress ring	x	2																											
Stainless steel pin	x	2																											
Type 17 screw	x	2																											
Flat washer	x	2																											
Screw 12G	x	2																											
Tag washer	x	2																											
Instructions																													
<b>GR0C</b>	<p>GR0C includes one modified wall flange for installing grabrails into one corner.</p> <p>GR0C kit includes:</p> <table style="width: 100%; border-collapse: collapse;"> <tr> <td style="width: 80%;">Standard (GR01) wall flange</td> <td style="width: 5%; text-align: center;">x</td> <td style="width: 15%; text-align: center;">1</td> </tr> <tr> <td>Cutaway (GR0C) wall flange</td> <td style="text-align: center;">x</td> <td style="text-align: center;">1</td> </tr> <tr> <td>Elbow</td> <td style="text-align: center;">x</td> <td style="text-align: center;">2</td> </tr> <tr> <td>Dress ring</td> <td style="text-align: center;">x</td> <td style="text-align: center;">2</td> </tr> <tr> <td>Stainless steel pin</td> <td style="text-align: center;">x</td> <td style="text-align: center;">2</td> </tr> <tr> <td>Type 17 screw</td> <td style="text-align: center;">x</td> <td style="text-align: center;">1</td> </tr> <tr> <td>Flat washer</td> <td style="text-align: center;">x</td> <td style="text-align: center;">1</td> </tr> <tr> <td>12G screw</td> <td style="text-align: center;">x</td> <td style="text-align: center;">1</td> </tr> <tr> <td>Tag washer</td> <td style="text-align: center;">x</td> <td style="text-align: center;">1</td> </tr> </table>	Standard (GR01) wall flange	x	1	Cutaway (GR0C) wall flange	x	1	Elbow	x	2	Dress ring	x	2	Stainless steel pin	x	2	Type 17 screw	x	1	Flat washer	x	1	12G screw	x	1	Tag washer	x	1	 <p style="text-align: center;">Colours: Beige or white</p>
Standard (GR01) wall flange	x	1																											
Cutaway (GR0C) wall flange	x	1																											
Elbow	x	2																											
Dress ring	x	2																											
Stainless steel pin	x	2																											
Type 17 screw	x	1																											
Flat washer	x	1																											
12G screw	x	1																											
Tag washer	x	1																											
<b>GR0C2</b>	<p>GR0C2 includes two modified wall flanges for installing grabrails into two corners.</p> <p>GR0C2 kit includes:</p> <table style="width: 100%; border-collapse: collapse;"> <tr> <td style="width: 80%;">Cutaway (GR0C) wall flange</td> <td style="width: 5%; text-align: center;">x</td> <td style="width: 15%; text-align: center;">2</td> </tr> <tr> <td>Elbow</td> <td style="text-align: center;">x</td> <td style="text-align: center;">2</td> </tr> <tr> <td>Dress ring</td> <td style="text-align: center;">x</td> <td style="text-align: center;">2</td> </tr> <tr> <td>Stainless steel pin</td> <td style="text-align: center;">x</td> <td style="text-align: center;">2</td> </tr> <tr> <td>12G screw</td> <td style="text-align: center;">x</td> <td style="text-align: center;">2</td> </tr> <tr> <td>Tag washer</td> <td style="text-align: center;">x</td> <td style="text-align: center;">2</td> </tr> </table>	Cutaway (GR0C) wall flange	x	2	Elbow	x	2	Dress ring	x	2	Stainless steel pin	x	2	12G screw	x	2	Tag washer	x	2	 <p style="text-align: center;">Colours: Beige or white</p>									
Cutaway (GR0C) wall flange	x	2																											
Elbow	x	2																											
Dress ring	x	2																											
Stainless steel pin	x	2																											
12G screw	x	2																											
Tag washer	x	2																											





## END SETS, FITTINGS, COMPONENTS

<p><b>GR02</b></p>	<p>GR02 is a 2-way fitting used to join and extend rails.</p> <p>GR02 kit includes:</p> <table border="0"> <tr> <td>Standard (GR01) wall flange</td> <td style="text-align: center;">x</td> <td style="text-align: center;">1</td> </tr> <tr> <td>GR02 T-piece fitting</td> <td style="text-align: center;">x</td> <td style="text-align: center;">1</td> </tr> <tr> <td>Dress ring</td> <td style="text-align: center;">x</td> <td style="text-align: center;">2</td> </tr> <tr> <td>Stainless steel pin</td> <td style="text-align: center;">x</td> <td style="text-align: center;">1</td> </tr> <tr> <td>Type 17 screw</td> <td style="text-align: center;">x</td> <td style="text-align: center;">1</td> </tr> <tr> <td>Flat washer</td> <td style="text-align: center;">x</td> <td style="text-align: center;">1</td> </tr> </table>	Standard (GR01) wall flange	x	1	GR02 T-piece fitting	x	1	Dress ring	x	2	Stainless steel pin	x	1	Type 17 screw	x	1	Flat washer	x	1	 <p style="text-align: center;">Colours: Beige or white</p>
Standard (GR01) wall flange	x	1																		
GR02 T-piece fitting	x	1																		
Dress ring	x	2																		
Stainless steel pin	x	1																		
Type 17 screw	x	1																		
Flat washer	x	1																		
<p><b>GR02/30</b></p>	<p>GR02/30 is a 2-way 30° fitting. Typical application is beside a toilet to assist the user to stand.</p> <p>GR02/30 kit includes:</p> <table border="0"> <tr> <td>Standard (GR01) wall flange</td> <td style="text-align: center;">x</td> <td style="text-align: center;">1</td> </tr> <tr> <td>GR02/30 fitting</td> <td style="text-align: center;">x</td> <td style="text-align: center;">1</td> </tr> <tr> <td>Dress ring</td> <td style="text-align: center;">x</td> <td style="text-align: center;">2</td> </tr> <tr> <td>Stainless steel pin</td> <td style="text-align: center;">x</td> <td style="text-align: center;">1</td> </tr> <tr> <td>Type 17 screw</td> <td style="text-align: center;">x</td> <td style="text-align: center;">1</td> </tr> <tr> <td>Flat washer</td> <td style="text-align: center;">x</td> <td style="text-align: center;">1</td> </tr> </table>	Standard (GR01) wall flange	x	1	GR02/30 fitting	x	1	Dress ring	x	2	Stainless steel pin	x	1	Type 17 screw	x	1	Flat washer	x	1	 <p style="text-align: center;">Colours: Beige or white</p>
Standard (GR01) wall flange	x	1																		
GR02/30 fitting	x	1																		
Dress ring	x	2																		
Stainless steel pin	x	1																		
Type 17 screw	x	1																		
Flat washer	x	1																		
<p><b>GR02/45</b></p>	<p>GR02/45 is a 2-way 45° fitting. Typical application is beside a toilet to assist the user to stand.</p> <p>GR02/45 kit includes:</p> <table border="0"> <tr> <td>Standard (GR01) wall flange</td> <td style="text-align: center;">x</td> <td style="text-align: center;">1</td> </tr> <tr> <td>GR02/45 fitting</td> <td style="text-align: center;">x</td> <td style="text-align: center;">1</td> </tr> <tr> <td>Dress ring</td> <td style="text-align: center;">x</td> <td style="text-align: center;">2</td> </tr> <tr> <td>Stainless steel pin</td> <td style="text-align: center;">x</td> <td style="text-align: center;">1</td> </tr> <tr> <td>Type 17 screw</td> <td style="text-align: center;">x</td> <td style="text-align: center;">1</td> </tr> <tr> <td>Flat washer</td> <td style="text-align: center;">x</td> <td style="text-align: center;">1</td> </tr> </table>	Standard (GR01) wall flange	x	1	GR02/45 fitting	x	1	Dress ring	x	2	Stainless steel pin	x	1	Type 17 screw	x	1	Flat washer	x	1	 <p style="text-align: center;">Colours: Beige or white</p>
Standard (GR01) wall flange	x	1																		
GR02/45 fitting	x	1																		
Dress ring	x	2																		
Stainless steel pin	x	1																		
Type 17 screw	x	1																		
Flat washer	x	1																		
<p><b>GR02/90</b></p>	<p>GR02/90 is a 2-way 90° fitting used to join grabrails at 90°.</p> <p>GR02/90 kit includes:</p> <table border="0"> <tr> <td>Standard (GR01) wall flange</td> <td style="text-align: center;">x</td> <td style="text-align: center;">1</td> </tr> <tr> <td>GR02/90 fitting</td> <td style="text-align: center;">x</td> <td style="text-align: center;">1</td> </tr> <tr> <td>Dress ring</td> <td style="text-align: center;">x</td> <td style="text-align: center;">2</td> </tr> <tr> <td>Stainless steel pin</td> <td style="text-align: center;">x</td> <td style="text-align: center;">1</td> </tr> <tr> <td>Type 17 screw</td> <td style="text-align: center;">x</td> <td style="text-align: center;">1</td> </tr> <tr> <td>Flat washer</td> <td style="text-align: center;">x</td> <td style="text-align: center;">1</td> </tr> </table>	Standard (GR01) wall flange	x	1	GR02/90 fitting	x	1	Dress ring	x	2	Stainless steel pin	x	1	Type 17 screw	x	1	Flat washer	x	1	 <p style="text-align: center;">Colours: Beige or white</p>
Standard (GR01) wall flange	x	1																		
GR02/90 fitting	x	1																		
Dress ring	x	2																		
Stainless steel pin	x	1																		
Type 17 screw	x	1																		
Flat washer	x	1																		





## END SETS, FITTINGS, COMPONENTS

<p><b>WBL</b></p>	<p>Large wall bracket to support grabrails generally longer than 1200mm and various fittings. Cantilevered for clear hand travel.</p> <p>WBL kit includes:</p> <table border="0"> <tr> <td>Standard (GR01) wall flange</td> <td style="text-align: center;">x</td> <td style="text-align: center;">1</td> </tr> <tr> <td>WBL fitting</td> <td style="text-align: center;">x</td> <td style="text-align: center;">1</td> </tr> <tr> <td>Stainless steel pin</td> <td style="text-align: center;">x</td> <td style="text-align: center;">1</td> </tr> <tr> <td>Type 17 screw</td> <td style="text-align: center;">x</td> <td style="text-align: center;">1</td> </tr> <tr> <td>Flat washer</td> <td style="text-align: center;">x</td> <td style="text-align: center;">1</td> </tr> <tr> <td>Painted screws</td> <td style="text-align: center;">x</td> <td style="text-align: center;">2</td> </tr> </table>	Standard (GR01) wall flange	x	1	WBL fitting	x	1	Stainless steel pin	x	1	Type 17 screw	x	1	Flat washer	x	1	Painted screws	x	2	 <p style="text-align: center;">Colours: Beige or white</p>									
Standard (GR01) wall flange	x	1																											
WBL fitting	x	1																											
Stainless steel pin	x	1																											
Type 17 screw	x	1																											
Flat washer	x	1																											
Painted screws	x	2																											
<p><b>ATC&amp;WBL</b></p>	<p>Adjustable tube connector to enable angle of rails to suit the environment and application. WBL to support the ATC.</p> <p>ATC&amp;WBL kit includes:</p> <table border="0"> <tr> <td>ATC fitting (2 pieces)</td> <td style="text-align: center;">x</td> <td style="text-align: center;">1</td> </tr> <tr> <td>Hex spacer</td> <td style="text-align: center;">x</td> <td style="text-align: center;">1</td> </tr> <tr> <td>Nylon screw cover</td> <td style="text-align: center;">x</td> <td style="text-align: center;">2</td> </tr> <tr> <td>Dress ring</td> <td style="text-align: center;">x</td> <td style="text-align: center;">2</td> </tr> <tr> <td>Stainless steel countersunk screw</td> <td style="text-align: center;">x</td> <td style="text-align: center;">1</td> </tr> <tr> <td>Nylon hex spacer</td> <td style="text-align: center;">x</td> <td style="text-align: center;">1</td> </tr> <tr> <td>Spring washer</td> <td style="text-align: center;">x</td> <td style="text-align: center;">1</td> </tr> <tr> <td>Nylon screw cover</td> <td style="text-align: center;">x</td> <td style="text-align: center;">2</td> </tr> <tr> <td>WBL kit</td> <td style="text-align: center;">x</td> <td style="text-align: center;">1</td> </tr> </table>	ATC fitting (2 pieces)	x	1	Hex spacer	x	1	Nylon screw cover	x	2	Dress ring	x	2	Stainless steel countersunk screw	x	1	Nylon hex spacer	x	1	Spring washer	x	1	Nylon screw cover	x	2	WBL kit	x	1	 <p style="text-align: center;">Colours: Beige or white</p>
ATC fitting (2 pieces)	x	1																											
Hex spacer	x	1																											
Nylon screw cover	x	2																											
Dress ring	x	2																											
Stainless steel countersunk screw	x	1																											
Nylon hex spacer	x	1																											
Spring washer	x	1																											
Nylon screw cover	x	2																											
WBL kit	x	1																											
<p><b>E30&amp;WBL</b></p>	<p>E30, 30<sup>0</sup> rail connector. WBL to support the E30.</p> <p>E30&amp;WBL kit includes:</p> <table border="0"> <tr> <td>E30 fitting</td> <td style="text-align: center;">x</td> <td style="text-align: center;">1</td> </tr> <tr> <td>Dress ring</td> <td style="text-align: center;">x</td> <td style="text-align: center;">1</td> </tr> <tr> <td>Special dress ring</td> <td style="text-align: center;">x</td> <td style="text-align: center;">1</td> </tr> <tr> <td>WBL kit</td> <td style="text-align: center;">x</td> <td style="text-align: center;">1</td> </tr> <tr> <td>Notes</td> <td style="text-align: center;">x</td> <td style="text-align: center;">1</td> </tr> </table>	E30 fitting	x	1	Dress ring	x	1	Special dress ring	x	1	WBL kit	x	1	Notes	x	1	 <p style="text-align: center;">Colours: Beige or white</p>												
E30 fitting	x	1																											
Dress ring	x	1																											
Special dress ring	x	1																											
WBL kit	x	1																											
Notes	x	1																											
<p><b>E45&amp;WBL</b></p>	<p>E45, 45<sup>0</sup> rail connector. WBL to support the E45.</p> <p>E45&amp;WBL kit includes:</p> <table border="0"> <tr> <td>E45 fitting</td> <td style="text-align: center;">x</td> <td style="text-align: center;">1</td> </tr> <tr> <td>Dress ring</td> <td style="text-align: center;">x</td> <td style="text-align: center;">1</td> </tr> <tr> <td>Special dress ring</td> <td style="text-align: center;">x</td> <td style="text-align: center;">1</td> </tr> <tr> <td>WBL kit</td> <td style="text-align: center;">x</td> <td style="text-align: center;">1</td> </tr> <tr> <td>Notes</td> <td style="text-align: center;">x</td> <td style="text-align: center;">1</td> </tr> </table>	E45 fitting	x	1	Dress ring	x	1	Special dress ring	x	1	WBL kit	x	1	Notes	x	1	 <p style="text-align: center;">Colours: Beige or white</p>												
E45 fitting	x	1																											
Dress ring	x	1																											
Special dress ring	x	1																											
WBL kit	x	1																											
Notes	x	1																											





## END SETS, FITTINGS, COMPONENTS

<p><b>GR0CD</b></p>	<p>GR0CD is a 2-way internal corner fitting.</p> <p>GR0CD kit includes:</p> <table border="0"> <tr> <td>GR0CD fitting</td> <td style="text-align: right;">x</td> <td style="text-align: right;">1</td> </tr> <tr> <td>Cutaway (GR0C) wall flange</td> <td style="text-align: right;">x</td> <td style="text-align: right;">1</td> </tr> <tr> <td>Dress ring</td> <td style="text-align: right;">x</td> <td style="text-align: right;">2</td> </tr> <tr> <td>Stainless steel pin</td> <td style="text-align: right;">x</td> <td style="text-align: right;">1</td> </tr> <tr> <td>12G screw</td> <td style="text-align: right;">x</td> <td style="text-align: right;">1</td> </tr> <tr> <td>Tag washer</td> <td style="text-align: right;">x</td> <td style="text-align: right;">1</td> </tr> </table>	GR0CD fitting	x	1	Cutaway (GR0C) wall flange	x	1	Dress ring	x	2	Stainless steel pin	x	1	12G screw	x	1	Tag washer	x	1	 <p style="text-align: center;">Colours: Beige or white</p>
GR0CD fitting	x	1																		
Cutaway (GR0C) wall flange	x	1																		
Dress ring	x	2																		
Stainless steel pin	x	1																		
12G screw	x	1																		
Tag washer	x	1																		
<p><b>GR03W</b></p>	<p>GR03W is a 3-way fitting.</p> <p>GR03W kit includes:</p> <table border="0"> <tr> <td>GR03W fitting</td> <td style="text-align: right;">x</td> <td style="text-align: right;">1</td> </tr> <tr> <td>Standard (GR01) wall flange</td> <td style="text-align: right;">x</td> <td style="text-align: right;">1</td> </tr> <tr> <td>Dress ring</td> <td style="text-align: right;">x</td> <td style="text-align: right;">3</td> </tr> <tr> <td>Stainless steel pin</td> <td style="text-align: right;">x</td> <td style="text-align: right;">1</td> </tr> <tr> <td>Type 17 screw</td> <td style="text-align: right;">x</td> <td style="text-align: right;">1</td> </tr> <tr> <td>Flat washer</td> <td style="text-align: right;">x</td> <td style="text-align: right;">1</td> </tr> </table>	GR03W fitting	x	1	Standard (GR01) wall flange	x	1	Dress ring	x	3	Stainless steel pin	x	1	Type 17 screw	x	1	Flat washer	x	1	 <p style="text-align: center;">Colours: Beige or white</p>
GR03W fitting	x	1																		
Standard (GR01) wall flange	x	1																		
Dress ring	x	3																		
Stainless steel pin	x	1																		
Type 17 screw	x	1																		
Flat washer	x	1																		
<p><b>GR04W</b></p>	<p>GR04W is a 4-way fitting.</p> <p>GR04W kit includes:</p> <table border="0"> <tr> <td>GR04W fitting</td> <td style="text-align: right;">x</td> <td style="text-align: right;">1</td> </tr> <tr> <td>Standard (GR01) wall flange</td> <td style="text-align: right;">x</td> <td style="text-align: right;">1</td> </tr> <tr> <td>Dress ring</td> <td style="text-align: right;">x</td> <td style="text-align: right;">4</td> </tr> <tr> <td>Stainless steel pin</td> <td style="text-align: right;">x</td> <td style="text-align: right;">1</td> </tr> <tr> <td>Type 17 screw</td> <td style="text-align: right;">x</td> <td style="text-align: right;">1</td> </tr> <tr> <td>Flat washer</td> <td style="text-align: right;">x</td> <td style="text-align: right;">1</td> </tr> </table>	GR04W fitting	x	1	Standard (GR01) wall flange	x	1	Dress ring	x	4	Stainless steel pin	x	1	Type 17 screw	x	1	Flat washer	x	1	 <p style="text-align: center;">Colours: Beige or white</p>
GR04W fitting	x	1																		
Standard (GR01) wall flange	x	1																		
Dress ring	x	4																		
Stainless steel pin	x	1																		
Type 17 screw	x	1																		
Flat washer	x	1																		
<p><b>PEB</b></p>	<p>Plug end ball. Acts as finish and provides safety at rail ends. Ball end is 50mm diameter.</p> <p>PEB kit includes:</p> <table border="0"> <tr> <td>PEB</td> <td style="text-align: right;">x</td> <td style="text-align: right;">1</td> </tr> <tr> <td>Painted rivets</td> <td style="text-align: right;">x</td> <td style="text-align: right;">2</td> </tr> </table>	PEB	x	1	Painted rivets	x	2	 <p style="text-align: center;">Colours: Beige or white</p>												
PEB	x	1																		
Painted rivets	x	2																		




## END SETS, FITTINGS, COMPONENTS

<p><b>PE</b></p>	<p>Plug end. Acts as finish and provides safety at rail ends.</p> <p>PE kit includes:</p> <p>PE x 1</p>	 <p style="text-align: center;">Colours: Beige or white</p>
<p><b>TC</b></p>	<p>Tube connector connects two rails in a straight horizontal line.</p> <p>TC kits includes:</p> <p>TC fitting x 1</p>	 <p style="text-align: center;">Colours: Beige or white</p>
<p><b>BR</b></p>	<p>Base ring, acts as a packer on uneven surfaces.</p> <p>BR kit includes:</p> <p>BR x 1</p>	 <p style="text-align: center;">Colours: Beige or white</p>
<p><b>MP</b></p>	<p>Multipoint is an endset for installations using 2 fasteners for each end, with 7 options for fixing.</p> <p>MP kit includes:</p> <p>MP wall flange x 2</p> <p>Clip-in cover x 2</p> <p>Dress ring x 2</p> <p>10G screw x 4</p>	 <p style="text-align: center;">Colours: Beige or white</p>

## END SETS, FITTINGS, COMPONENTS


<p><b>ER</b></p>	<p>Small end ring to fix rail at 90<sup>0</sup> on wall.</p> <p>ER kit includes:</p> <table style="width: 100%; border-collapse: collapse;"> <tr> <td style="width: 60%;">ER</td> <td style="width: 10%; text-align: center;">x</td> <td style="width: 30%; text-align: right;">1</td> </tr> <tr> <td>Painted screws, 8G, 2"</td> <td style="text-align: center;">x</td> <td style="text-align: right;">2</td> </tr> <tr> <td>Painted screws, 6G, 1/2"</td> <td style="text-align: center;">x</td> <td style="text-align: right;">2</td> </tr> </table>	ER	x	1	Painted screws, 8G, 2"	x	2	Painted screws, 6G, 1/2"	x	2	 <p style="text-align: center;">Colours: Beige or white</p>
ER	x	1									
Painted screws, 8G, 2"	x	2									
Painted screws, 6G, 1/2"	x	2									
<p><b>LER</b></p>	<p>Large end ring to fix rail at 90<sup>0</sup> on wall or floor.</p> <p>LER kit includes:</p> <table style="width: 100%; border-collapse: collapse;"> <tr> <td style="width: 60%;">LER</td> <td style="width: 10%; text-align: center;">x</td> <td style="width: 30%; text-align: right;">1</td> </tr> <tr> <td>Screw, CSK, 14G, 2 1/2"</td> <td style="text-align: center;">x</td> <td style="text-align: right;">2</td> </tr> <tr> <td>Painted rivets</td> <td style="text-align: center;">x</td> <td style="text-align: right;">2</td> </tr> </table>	LER	x	1	Screw, CSK, 14G, 2 1/2"	x	2	Painted rivets	x	2	 <p style="text-align: center;">Colours: Beige or white</p>
LER	x	1									
Screw, CSK, 14G, 2 1/2"	x	2									
Painted rivets	x	2									
<p><b>CR</b></p>	<p>Connector ring is used to change rail direction 90<sup>0</sup>.</p> <p>CR kit includes:</p> <table style="width: 100%; border-collapse: collapse;"> <tr> <td style="width: 60%;">Collar</td> <td style="width: 10%; text-align: center;">x</td> <td style="width: 30%; text-align: right;">1</td> </tr> <tr> <td>Bracket</td> <td style="text-align: center;">x</td> <td style="text-align: right;">2</td> </tr> <tr> <td>Painted rivets</td> <td style="text-align: center;">x</td> <td style="text-align: right;">4</td> </tr> </table>	Collar	x	1	Bracket	x	2	Painted rivets	x	4	 <p style="text-align: center;">Colours: Beige or white</p>
Collar	x	1									
Bracket	x	2									
Painted rivets	x	4									
<p><b>E90</b></p>	<p>E90 bend is used in conjunction with a large wall bracket (WBL) to go around external corners.</p> <p>E90 kit includes:</p> <table style="width: 100%; border-collapse: collapse;"> <tr> <td style="width: 60%;">E90 fitting</td> <td style="width: 10%; text-align: center;">x</td> <td style="width: 30%; text-align: right;">1</td> </tr> <tr> <td>Dress ring</td> <td style="text-align: center;">x</td> <td style="text-align: right;">2</td> </tr> <tr> <td>Painted rivets</td> <td style="text-align: center;">x</td> <td style="text-align: right;">4</td> </tr> </table>	E90 fitting	x	1	Dress ring	x	2	Painted rivets	x	4	 <p style="text-align: center;">Colours: Beige or white</p>
E90 fitting	x	1									
Dress ring	x	2									
Painted rivets	x	4									

## ALUMINIUM RAILS, POWDERCOATED

<p><b>GR01500</b> <b>GR01200</b> <b>GR0900</b> <b>GR0600</b> <b>GR0450</b> <b>GR0300</b> <b>GR03000</b></p>	<p>GR0 is the prefix used for rails with the Standard Slip Resistant finish.</p> <p>1500mm length rail 1200mm length rail 900mm length rail 600mm length rail 450mm length rail 300mm length rail 3 metre length rail</p>	 <p style="text-align: center;">Colours: Beige or white</p>
<p><b>FUT1500</b> <b>FUT1200</b> <b>FUT900</b> <b>FUT600</b> <b>FUT450</b> <b>FUT300</b> <b>FUT3000</b></p>	<p>FUT is the prefix used for rails with the Futura finish.</p> <p>1500mm length rail 1200mm length rail 900mm length rail 600mm length rail 450mm length rail 300mm length rail 3 metre length rail</p>	 <p style="text-align: center;">Colours: Beige or white</p>
<p><b>PB</b></p>	<p>Pipe bend is used in conjunction with a connector ring to brace a rail.</p>	 <p style="text-align: center;">Colours: Beige or white</p>


## PACKAGED GRABRAILS

### Powdercoated Aluminium



<p><b>UNIGR0600</b> <b>UNIFUT600</b></p>	<p>Universal 600, 540mm rail complete with GRO1 endset to make a 600mm grabrail. Comes complete in clear plastic package.</p> <p>GR0 - Standard Slip Resistant finish FUT - Futura finish</p> <p>Package contains:</p> <table style="width: 100%; border: none;"> <tr> <td style="width: 80%;">GR01 endset</td> <td style="width: 10%; text-align: center;">x</td> <td style="width: 10%; text-align: center;">1</td> </tr> <tr> <td>540mm rail</td> <td style="text-align: center;">x</td> <td style="text-align: center;">1</td> </tr> <tr> <td>Package instructions</td> <td style="text-align: center;">x</td> <td style="text-align: center;">1</td> </tr> </table>	GR01 endset	x	1	540mm rail	x	1	Package instructions	x	1	 <p style="text-align: center;">Colours: Beige or white</p>
GR01 endset	x	1									
540mm rail	x	1									
Package instructions	x	1									

## PACKAGED GRABRAILS (Continued)





### Stainless Steel Grabrails

<p><b>GROSS900</b> <b>GROSS600</b> <b>GROSS450</b> <b>GROSS300</b></p>	<p>Stainless steel grabrail, 900mm, satin finish Stainless steel grabrail, 600mm, satin finish Stainless steel grabrail, 450mm, satin finish Stainless steel grabrail, 300mm, satin finish</p> <p>Clear plastic package contains:</p> <table style="width: 100%; border: none;"> <tr> <td style="width: 80%;">10G Screws</td> <td style="width: 10%; text-align: center;">x</td> <td style="width: 10%; text-align: right;">10</td> </tr> <tr> <td>Fixing plugs</td> <td style="text-align: center;">x</td> <td style="text-align: right;">10</td> </tr> </table>	10G Screws	x	10	Fixing plugs	x	10	 <p style="text-align: center;">Satin finish</p>
10G Screws	x	10						
Fixing plugs	x	10						



### Lift Away Rails

<p><b>LAR</b></p>	<p>Lift away rail, stainless steel, powder coated, 875mm long.</p> <table style="width: 100%; border: none;"> <tr> <td style="width: 80%;"><b>Lift Away Rail component</b></td> <td style="width: 10%; text-align: center;">x</td> <td style="width: 10%; text-align: right;">1</td> </tr> <tr> <td>H wall bracket</td> <td style="text-align: center;">x</td> <td style="text-align: right;">1</td> </tr> <tr> <td>Reinforcing bracket</td> <td style="text-align: center;">x</td> <td style="text-align: right;">1</td> </tr> <tr> <td>PEB</td> <td style="text-align: center;">x</td> <td style="text-align: right;">1</td> </tr> <tr> <td>Rivet, painted</td> <td style="text-align: center;">x</td> <td style="text-align: right;">2</td> </tr> <tr> <td>PE</td> <td style="text-align: center;">x</td> <td style="text-align: right;">1</td> </tr> <tr> <td>Bolt</td> <td style="text-align: center;">x</td> <td style="text-align: right;">1</td> </tr> <tr> <td>Flat washer</td> <td style="text-align: center;">x</td> <td style="text-align: right;">2</td> </tr> <tr> <td>Ring (for attachment to retaining wire)</td> <td style="text-align: center;">x</td> <td style="text-align: right;">1</td> </tr> <tr> <td>Nylock nut</td> <td style="text-align: center;">x</td> <td style="text-align: right;">1</td> </tr> <tr> <td>Locking pin</td> <td style="text-align: center;">x</td> <td style="text-align: right;">1</td> </tr> <tr> <td>Retaining wire for locking Pin</td> <td style="text-align: center;">x</td> <td style="text-align: right;">1</td> </tr> <tr> <td>Clamp (for clamping retaining wire)</td> <td style="text-align: center;">x</td> <td style="text-align: right;">1</td> </tr> <tr> <td>Instruction Slip</td> <td></td> <td></td> </tr> </table>	<b>Lift Away Rail component</b>	x	1	H wall bracket	x	1	Reinforcing bracket	x	1	PEB	x	1	Rivet, painted	x	2	PE	x	1	Bolt	x	1	Flat washer	x	2	Ring (for attachment to retaining wire)	x	1	Nylock nut	x	1	Locking pin	x	1	Retaining wire for locking Pin	x	1	Clamp (for clamping retaining wire)	x	1	Instruction Slip			 <p style="text-align: center;">Colours: Beige or white</p>
<b>Lift Away Rail component</b>	x	1																																										
H wall bracket	x	1																																										
Reinforcing bracket	x	1																																										
PEB	x	1																																										
Rivet, painted	x	2																																										
PE	x	1																																										
Bolt	x	1																																										
Flat washer	x	2																																										
Ring (for attachment to retaining wire)	x	1																																										
Nylock nut	x	1																																										
Locking pin	x	1																																										
Retaining wire for locking Pin	x	1																																										
Clamp (for clamping retaining wire)	x	1																																										
Instruction Slip																																												
<p><b>LAR</b></p>	<p>Stainless steel powdercoated drop down support leg, 790mm long</p> <table style="width: 100%; border: none;"> <tr> <td style="width: 80%;"><b>Support leg component, 790mm</b></td> <td style="width: 10%; text-align: center;">x</td> <td style="width: 10%; text-align: right;">1</td> </tr> <tr> <td>Support leg bracket</td> <td style="text-align: center;">x</td> <td style="text-align: right;">1</td> </tr> <tr> <td>Bolt</td> <td style="text-align: center;">x</td> <td style="text-align: right;">3</td> </tr> <tr> <td>Flat washer</td> <td style="text-align: center;">x</td> <td style="text-align: right;">6</td> </tr> <tr> <td>Spring washer</td> <td style="text-align: center;">x</td> <td style="text-align: right;">3</td> </tr> <tr> <td>Nylock nut</td> <td style="text-align: center;">x</td> <td style="text-align: right;">3</td> </tr> <tr> <td>Rubber tip</td> <td style="text-align: center;">x</td> <td style="text-align: right;">1</td> </tr> </table>	<b>Support leg component, 790mm</b>	x	1	Support leg bracket	x	1	Bolt	x	3	Flat washer	x	6	Spring washer	x	3	Nylock nut	x	3	Rubber tip	x	1	 <p style="text-align: center;">Colours: Beige or white</p>																					
<b>Support leg component, 790mm</b>	x	1																																										
Support leg bracket	x	1																																										
Bolt	x	3																																										
Flat washer	x	6																																										
Spring washer	x	3																																										
Nylock nut	x	3																																										
Rubber tip	x	1																																										

## ACCESSORIES

<b>TRH</b>	<p>Toilet roll holder. Can be attached to a rail or fixed to a wall.</p> <p>TRH kit includes:</p> <table style="width: 100%; border-collapse: collapse;"> <tr> <td style="width: 70%;">Toilet roll holder</td> <td style="width: 10%; text-align: center;">x</td> <td style="width: 20%; text-align: right;">1</td> </tr> <tr> <td>Clip for rail hanging</td> <td style="text-align: center;">x</td> <td style="text-align: right;">2</td> </tr> <tr> <td>Wall bracket</td> <td style="text-align: center;">x</td> <td style="text-align: right;">1</td> </tr> <tr> <td>Painted pan head screws</td> <td style="text-align: center;">x</td> <td style="text-align: right;">2</td> </tr> </table>	Toilet roll holder	x	1	Clip for rail hanging	x	2	Wall bracket	x	1	Painted pan head screws	x	2	 <p style="text-align: center;">Colours: Beige or white</p>												
Toilet roll holder	x	1																								
Clip for rail hanging	x	2																								
Wall bracket	x	1																								
Painted pan head screws	x	2																								
<b>SS</b>	<p>Shower slide for handset and hose. Attach to a vertical rail for easy adjustment of shower handset.</p> <p>SS kit includes:</p> <table style="width: 100%; border-collapse: collapse;"> <tr> <td style="width: 70%;">Circular parking bracket (attach to rail)</td> <td style="width: 10%; text-align: center;">x</td> <td style="width: 20%; text-align: right;">1</td> </tr> <tr> <td>Conical bracket (attach to handset)</td> <td style="text-align: center;">x</td> <td style="text-align: right;">1</td> </tr> <tr> <td>Tri-knob</td> <td style="text-align: center;">x</td> <td style="text-align: right;">1</td> </tr> <tr> <td>Stainless steel pan head screw</td> <td style="text-align: center;">x</td> <td style="text-align: right;">1</td> </tr> <tr> <td>Spring washer (small)</td> <td style="text-align: center;">x</td> <td style="text-align: right;">1</td> </tr> <tr> <td>Stainless steel nut (small)</td> <td style="text-align: center;">x</td> <td style="text-align: right;">1</td> </tr> <tr> <td>Spring washer (large)</td> <td style="text-align: center;">x</td> <td style="text-align: right;">1</td> </tr> <tr> <td>Stainless steel nut (large)</td> <td style="text-align: center;">x</td> <td style="text-align: right;">1</td> </tr> </table> <p>Instructions</p>	Circular parking bracket (attach to rail)	x	1	Conical bracket (attach to handset)	x	1	Tri-knob	x	1	Stainless steel pan head screw	x	1	Spring washer (small)	x	1	Stainless steel nut (small)	x	1	Spring washer (large)	x	1	Stainless steel nut (large)	x	1	 <p style="text-align: center;">Colours: Beige or white</p>
Circular parking bracket (attach to rail)	x	1																								
Conical bracket (attach to handset)	x	1																								
Tri-knob	x	1																								
Stainless steel pan head screw	x	1																								
Spring washer (small)	x	1																								
Stainless steel nut (small)	x	1																								
Spring washer (large)	x	1																								
Stainless steel nut (large)	x	1																								
<b>HH</b>	<p>Handset and hose. Suits all water pressures. 3-star water rating, 9 litres per minute</p> <p>HH includes:</p> <table style="width: 100%; border-collapse: collapse;"> <tr> <td style="width: 70%;">Handset</td> <td style="width: 10%; text-align: center;">x</td> <td style="width: 20%; text-align: right;">1</td> </tr> <tr> <td>Hose, 2 metres, chrome</td> <td style="text-align: center;">x</td> <td style="text-align: right;">1</td> </tr> </table> <p><i>(Pictured with SS attached to rail)</i></p>	Handset	x	1	Hose, 2 metres, chrome	x	1	 <p style="text-align: center;">Chrome finish</p>																		
Handset	x	1																								
Hose, 2 metres, chrome	x	1																								
<b>HRHH</b>	<p>Hospital range handset and hose. 3-star water rating, 9 litres per minute</p> <p>HRHH includes:</p> <table style="width: 100%; border-collapse: collapse;"> <tr> <td style="width: 70%;">Handset</td> <td style="width: 10%; text-align: center;">x</td> <td style="width: 20%; text-align: right;">1</td> </tr> <tr> <td>No drill bracket</td> <td style="text-align: center;">x</td> <td style="text-align: right;">1</td> </tr> <tr> <td>Additional bracket</td> <td style="text-align: center;">x</td> <td style="text-align: right;">1</td> </tr> <tr> <td>Wall flange</td> <td style="text-align: center;">x</td> <td style="text-align: right;">1</td> </tr> <tr> <td>Hose, 2 metres, chrome</td> <td style="text-align: center;">x</td> <td style="text-align: right;">1</td> </tr> </table>	Handset	x	1	No drill bracket	x	1	Additional bracket	x	1	Wall flange	x	1	Hose, 2 metres, chrome	x	1	 <p style="text-align: center;">Chrome finish</p>									
Handset	x	1																								
No drill bracket	x	1																								
Additional bracket	x	1																								
Wall flange	x	1																								
Hose, 2 metres, chrome	x	1																								

## ACCESSORIES (Continued)

	Large gravity toggle. Small gravity toggle.  GTL and GTS kits includes:	Large    Small																								
<b>GTL</b>  <b>GTS</b>	<table style="width: 100%; border: none;"> <tr> <td style="width: 30%;">Large or small toggle component</td> <td style="width: 10%; text-align: center;">x</td> <td style="width: 10%;"></td> <td style="width: 10%; text-align: center;">1</td> </tr> <tr> <td>Centering sleeve</td> <td style="text-align: center;">x</td> <td></td> <td style="text-align: center;">1</td> </tr> <tr> <td>Pan, philips head bolt</td> <td style="text-align: center;">x</td> <td></td> <td style="text-align: center;">1</td> </tr> <tr> <td>Washer</td> <td style="text-align: center;">x</td> <td></td> <td style="text-align: center;">1</td> </tr> <tr> <td>Nut</td> <td style="text-align: center;">x</td> <td></td> <td style="text-align: center;">1</td> </tr> <tr> <td>Instructions</td> <td></td> <td></td> <td></td> </tr> </table>	Large or small toggle component	x		1	Centering sleeve	x		1	Pan, philips head bolt	x		1	Washer	x		1	Nut	x		1	Instructions				
Large or small toggle component	x		1																							
Centering sleeve	x		1																							
Pan, philips head bolt	x		1																							
Washer	x		1																							
Nut	x		1																							
Instructions																										